

ONLINE REPORTING INSTRUCTIONS
(Teaching Touching Safety, Good-Touch/Bad-Touch, Archdiocesan Protection Program)
(9/1/2010 Revised 7/27/2012/ 9/2016)

**Do not send any children/youth training paperwork to Sr. Mary Elizabeth Galt, B.V.M.
All children/youth sexual-abuse prevention programs must be recorded on VIRTUS® Online.**

FOLLOW 1-2: IF YOU DO NOT HAVE AN “EDUCATORS” TAB ON YOUR VIRTUS® ONLINE ACCT.

#1

You need a VIRTUS® Online account in order to receive your “Educators” tab and record your Children and Youth Self-Protection Programs Online. If you are not on VIRTUS® Online account please register immediately. When you have completed the registration, email Joan at: jvienna@la-archdiocese.org and she will approve your account.

#2

Once you are on VIRTUS® Online **email: Sr. Mary Elizabeth Galt, B.V.M., at:** rmegalt@la-archdiocese.org with the following information and she will set your “Educators” tab:

- Name and Title
- Parish or School and
- Region
- Phone Number(s)

FOLLOW STEPS ONE- EIGHT: IF YOU ALREADY HAVE AN “EDUCATORS” TAB

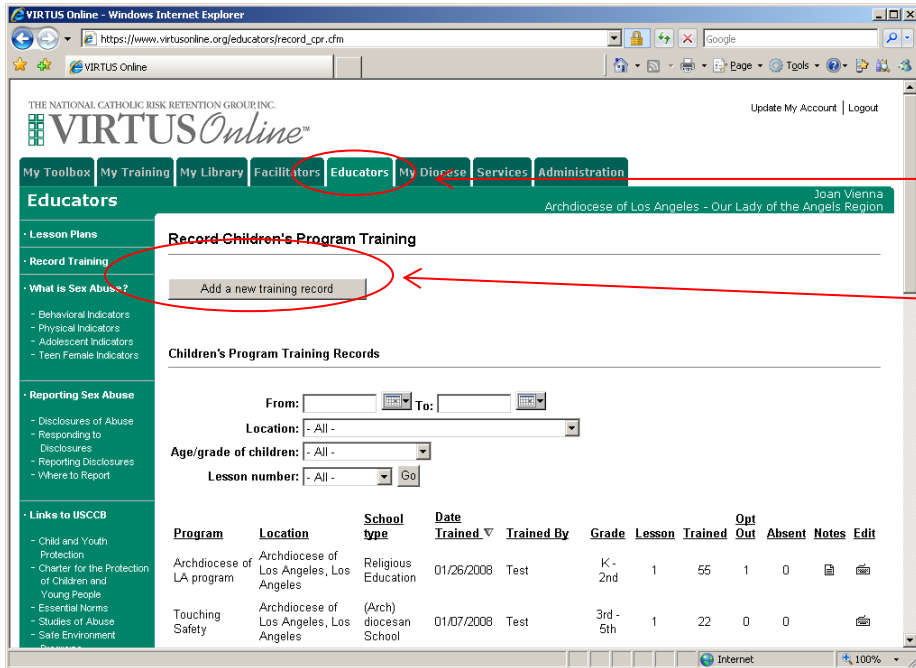
Once you have been given your “Educators” tab follow the “Eight Steps” for Reporting on VIRTUS® Online” listed below to **record the data from the children/youth sexual-abuse prevention programs that have been taught at your parish/school site on, or before February 15th and recorded by February 28th.**



Step One:

Enter Your Name and Password.

Log onto your VIRTUS® Online Account.

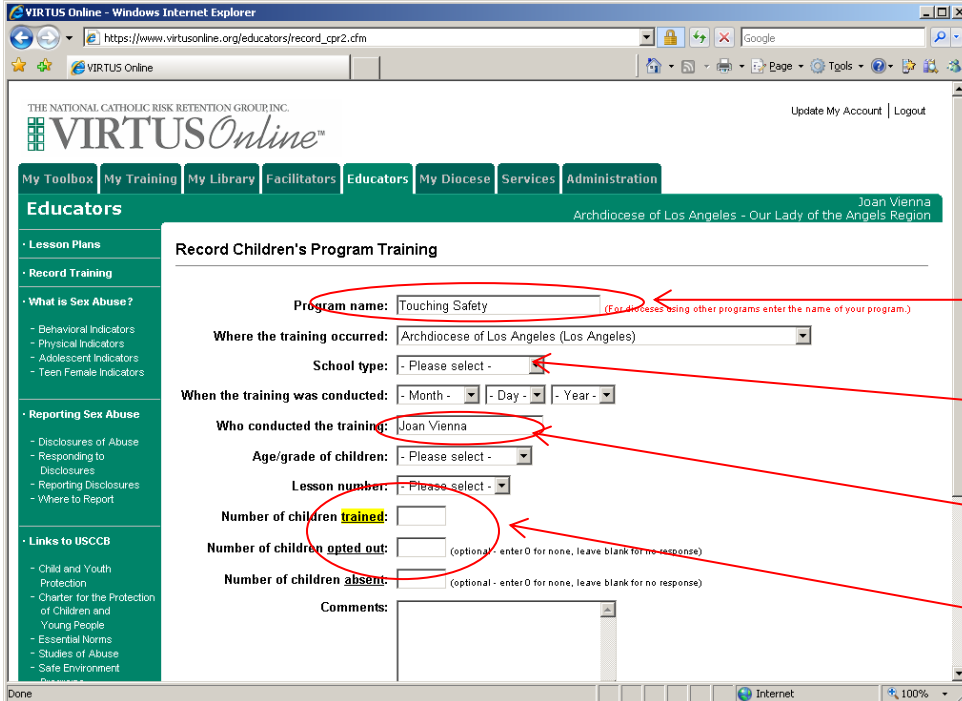


Step Two:

Click on:
"Educators" tab

Step Three:

"Add a new training record".



Step Four:

Fill in all the information for the children and youth training. Be sure to:

Click on name of the program you are using.

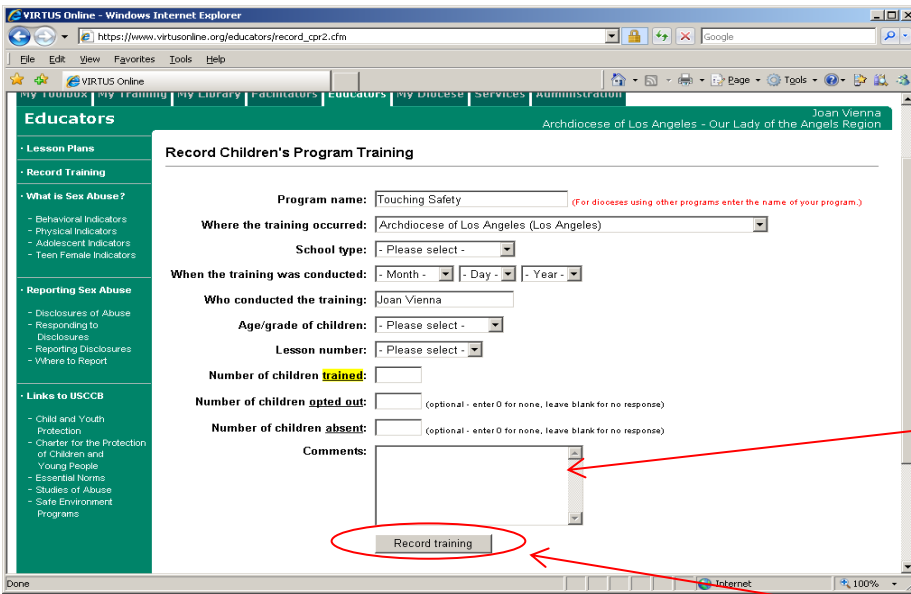
- Teaching Touching Safety
- Good-Touch/Bad Touch
- Archdiocesan

Click on School type: School Religious Ed., Confirmation, etc.

Change the name in this box to the name of the person who actually conducted the training.

Only enter the children/youth training information one time, even if you taught multiple lessons.

If you enter multiple lessons you will be counting the children more than once.

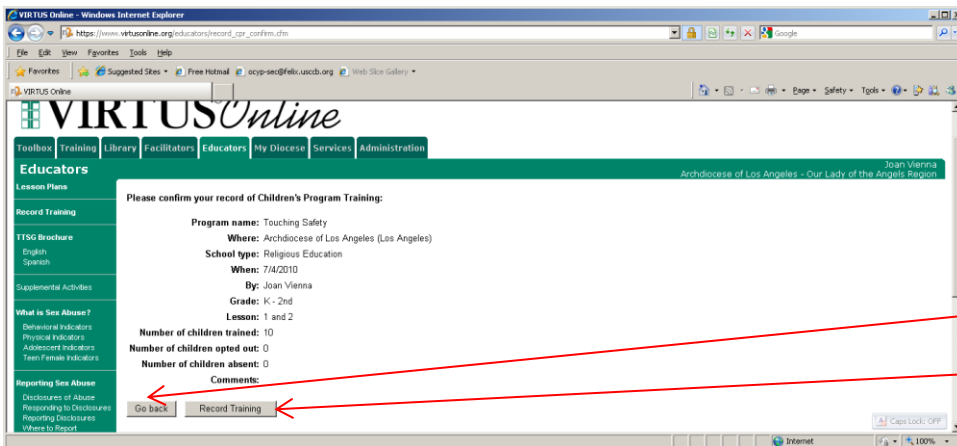


Step Five:

Enter your name as the recorder in the comment box.

Step Six:

After completing all of your sites information click on **“Record Training”** and your training will appear on the list.



Step Seven:

Check your information and then: If you need to correct something click **“Go back”** If everything is correct click **“Record Training”**

Step Eight:

To view to the information you have recorded:

Go to the first screen and click on the audit year dates you want to view. For **Audit Year 2017** click on **“From”**: 7/1/2016 – 6/30/2017 For previous **Audit Year 2016** Click on **“From”** 7/1/2015 – 6/30/2016.

Selection **“You Location”**

Click on **“Go”**

If there are any problems contact Sr. Mary Elizabeth Galt, B.V.M. at: (213) 637-7460 or smregalt@la-archdiocese.org

